

Excellence in Uropathology

Excellence in Uropathology

Our team of uropathology specialists

Covering all aspects of renal, urothelial, prostatic, testicular and penile pathology, Sonic Uro Dx combines cutting-edge diagnosis with standardised reporting and the latest knowledge, to provide the best information required for informed clinical decisions for you and your patients. Led by uropathologists Adjunct Clinical Professor Warick Delprado and Dr Fiona Maclean, Sonic Uro Dx brings together the local and international expertise of respected urogenital pathologists.

- Our specialist uropathologists are dedicated to reporting uropathology.
- They are also embedded in the Australian and international urological community, contributing to clinical meetings, forums and government planning committees.
- Our pathologists regularly present at international conferences and help to shape best practice in uropathological diagnosis and reporting.
- Sonic Uro Dx pathologists are available for consultation 24 hours a day.



Team members include: (Back row) Dr Melanie Edwards, Dr Erin Morris, Dr Kathleen Young, Dr Ivan Burchett. (Front row) Assoc. Prof. Jenny Turner, Adj. Clin. Prof. Warick Delprado, Dr Fiona Maclean.

Expert consultation panel

Not all pathology diagnoses are standard. It's the rare and complex cases that help to define the standards in pathology reporting.

Sonic Uro Dx has created an Expert Consultation Panel to conduct regular internal reviews of rare or difficult cases. This allows the reporting for complex cases to draw upon the expertise of our most experienced uropathologists, and ensures that this knowledge permeates the entire practice.

Our Expert Consultation Panel also consults with colleagues nationally and internationally to maximise the benefits of being part of a global practice.



For further information on Sonic Uro Dx, please contact (02) 9855 5150.

A centre of excellence in uropathology



Introducing Sonic Uro Dx

Urology is a continually evolving discipline, with new insights and advances improving the diagnosis and treatment of different urogenital conditions.

Sonic Uro Dx is a specialist division of Douglass Hanly Moir Pathology, dedicated to excellence in uropathology.

Our focus is always on accuracy, reliability and consistency, allowing urologists to maintain standardisation in their urology practices.

Boutique practice within a practice

Excellence in pathology reporting requires comprehensive knowledge, clear standardised reports and a commitment to ongoing learning. It also requires exposure to a high volume of broad-ranging conditions, which allows even the rarest of conditions to be diagnosed.

Sonic Uro Dx brings expertise in all areas of uropathology, drawn from large numbers of cases and an intimate knowledge of the latest updates and advances in the discipline.

Our hallmarks are quality, consistency and accuracy in reporting, pathologist consultation and value-added reporting options. We aim to assist urologists in their clinical practice, both in terms of diagnosis and treatment, as well as providing tools that help to communicate with patients.

Reporting standards and innovations

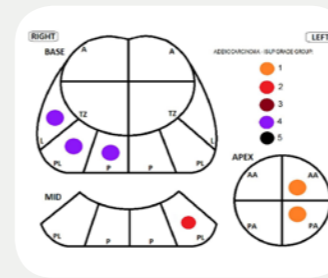
Everyone processes information differently, so Sonic Uro Dx provides clinicians with personalised reports in different formats, including innovative visual reports.

Illustrated summary reports

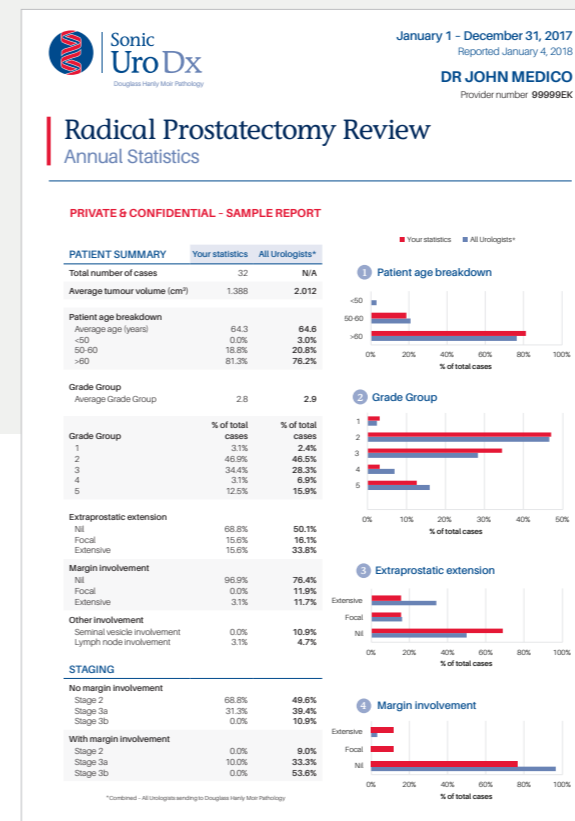
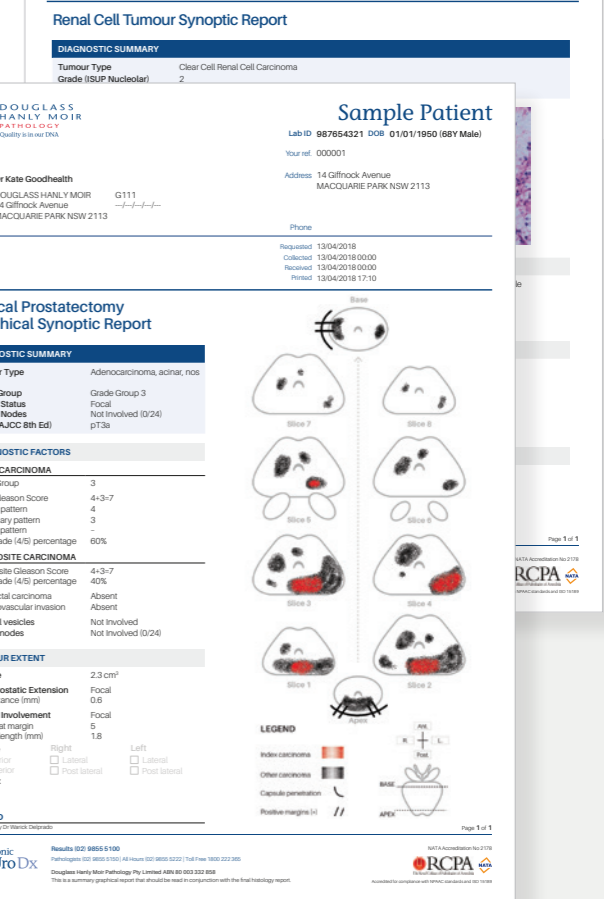
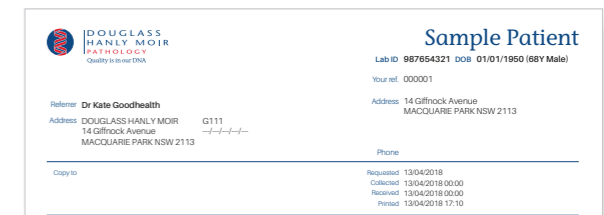
Sonic Uro Dx has pioneered a range of illustrated summary reports that provide a snapshot of key report findings.

These reports can be a useful summary for clinicians, as well as a visual tool for explaining histopathology results to patients.

Visual mapping graphics are provided as part of routine prostate needle biopsy reporting, showing locations and Grade Group of areas that are positive for carcinoma.



Visual summary reports are available for radical prostatectomies and renal cell tumour synoptic reports.



Radical prostatectomy annual statistics

Sonic Uro Dx provides referring clinicians with annual statistics summarising key patient demographics, Grade Groups, extraprostatic extension, margin involvement and staging.

These opt-in reports are designed to help clinicians review and reflect upon possible practice improvements and learning opportunities.

Two versions of the reports are available:

- 1 A contrast of individual annual statistics with the entire pool of urologists who refer to DHM.
- 2 A contrast of a clinician's personal statistics over the last five years.